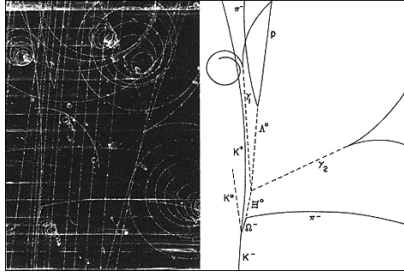


Physics 141. Lecture 2.



Credit: Brookhaven National Laboratory, NY, USA
<http://www.bnl.gov/bnlweb/history/Omega-minus.asp>

The bubble chamber picture of the first omega-minus. An incoming K^- meson interacts with a proton in the liquid hydrogen of the bubble chamber and produces an omega-minus, a K^0 and a K^+ meson which all decay into other particles. Neutral particles which produce no tracks in the chamber are shown by dashed lines. The presence and properties of the neutral particles are established by analysis of the tracks of their charged decay products and application of the laws of conservation of mass and energy.

Frank L. H. Wolfs Department of Physics and Astronomy, University of Rochester, Lecture 02, Page 1

1

Physics 141.

• Today's topics:

- Physics 141 website and homework
- Introduction to Poll Everywhere
- Complete the discussion of error analysis

Frank L. H. Wolfs Department of Physics and Astronomy, University of Rochester, Lecture 02, Page 2

2

Physics 141 Course Information.

• The Physics 141 homepage provides up-to-date course information:

- All course handouts are posted in pdf format on our webpage.
- The webpage contains a link to our homework system.
- All lecture presentations will be available on the webpage shortly before or after class. You can even relive these fascinating lectures by watching the videos.

• The URL of our homepage is:

- <http://teacher.pas.rochester.edu/Phy141/Phy141HomePage.shtml>

Frank L. H. Wolfs Department of Physics and Astronomy, University of Rochester, Lecture 02, Page 3

3


The 141 Home Page. Let's have a look.
<http://teacher.pas.rochester.edu/PHY141/Phy141HomePage.shtml>

Physics 141, Fall 2024.

Department of Physics and AstronomyUniversity of Rochester

Course InformationLecturesExamsHomeworkLaboratoriesOther LinksPractice Exams

Physics 141 Homepage, Fall 2024.
Professor Frank L. H. Wolfs



First course of a three-course honors sequence, recommended for prospective departmental concentrators and other science or engineering students with interest in physics and mathematics. Topics studied are similar to those in Physics 121, but are covered in greater depth. The course also puts an emphasis on "modern mechanics" and starts with the theory of relativity instead of Newtonian mechanics. The topics that are covered include the four fundamental interactions, the atomic nature of matter, conservation laws, energy quantization, multi-particle systems, angular momentum, entropy, the kinetic theory of gases, and the efficiency of engines. It is assumed that the students enrolled in this course have taken at least one physics course in high school.

This course meets every Tuesday and Thursday between 9:40 am and 10:55 am in Hoyt Auditorium. See you there!

Last updated on Thursday, June 6, 2024 7:53

[Instructor Home Page](#) / [Instructor Contact Information](#) / [Email the Instructor](#) / [Home](#) / © 2024 University of Rochester

Frank L. H. WolfsDepartment of Physics and Astronomy, University of Rochester, Lecture 02, Page 4

4

Physics 141.
Recitations and office hours.


- Recitations start next week.
 - Tuesdays: 3.25 pm - 4.40 pm (B&L 269, Lauren Carpenter)
 - Tuesdays: 4.50 pm - 6.05 pm (B&L 203H, Hugh Riley Randall)
 - Wednesdays: 2.00 pm - 3.15 pm (B&L 269, Chenfei Tang)
 - Wednesdays: 6.15 pm - 7.30 pm (Hylan 202, Lauren Carpenter or Hugh Riley Randall)
- Attendance of recitations is strongly recommended, but it is not required.
- Office hours start this week:
 - My office: Thursdays between 11.30 am and 1.30 pm (B&L 203A).
 - Office hours of the Tas (start next week):
 - TBA

Frank L. H. WolfsDepartment of Physics and Astronomy, University of Rochester, Lecture 02, Page 5

5

Physics 141.
Homework assignments.

- The Physics 141 homework assignments will in general have three components:
 - A WeBWork component (focused on analytical problem solving).
 - A written component (detailed written solutions to be handed in)
 - An optional (extra credit) programming component (focused on solving problems without nice analytical solutions). For most programming problems a skeleton program will be provided.
- All homework components can be accessed via our homepage.
- Homework set 1 is due on Friday 9/6/24 at noon.
- You are encouraged to work together on the assignments!



Note: you can make your life much easier if you get used to using spreadsheets. Check out the videos!

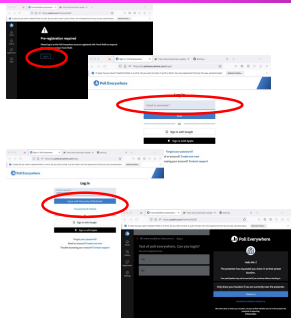
Frank L. H. WolfsDepartment of Physics and Astronomy, University of Rochester, Lecture 02, Page 6

6

2

Introduction to Poll Everywhere.
<https://pollev.com/frankwolfs050>


- Poll Everywhere is used to carry out in-class quizzes and concept tests.
- Quizzes will be recorded for credit. The concept tests are not.
- I invited all students that were registered as of 8/25/24. You should have received an email about this from the system.
- I will update this list this weekend.
- We will try it out today.



Frank L. H. Wolfs Department of Physics and Astronomy, University of Rochester, Lecture 02, Page 7

7

Introduction to Poll Everywhere.
<https://pollev.com/frankwolfs050>



Frank L. H. Wolfs Department of Physics and Astronomy, University of Rochester, Lecture 02, Page 8

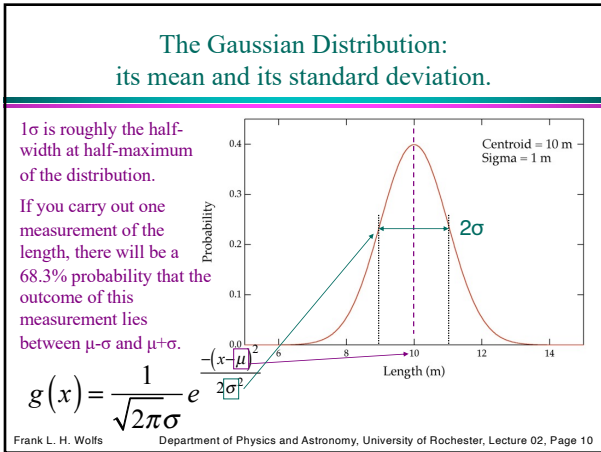
8

Error Analysis - a quick summary.
Type of Errors.

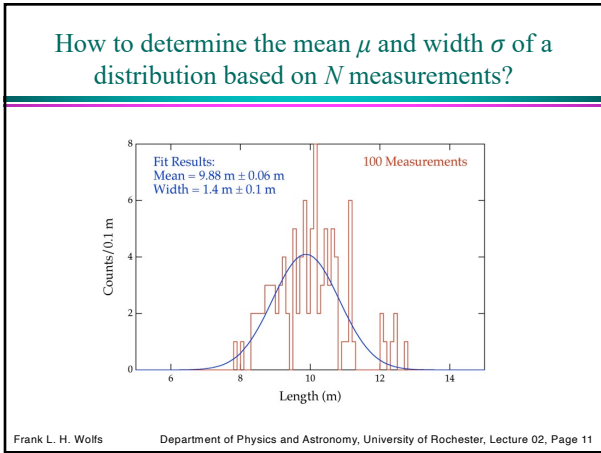
- Statistical errors:
 - Results from a random fluctuation in the process of measurement. Often quantifiable in terms of "number of measurements or trials". Tends to make measurements less precise.
- Systematic errors:
 - Results from a bias in the observation due to observing conditions or apparatus or technique or analysis. Tend to make measurements less accurate.

Frank L. H. Wolfs Department of Physics and Astronomy, University of Rochester, Lecture 02, Page 9

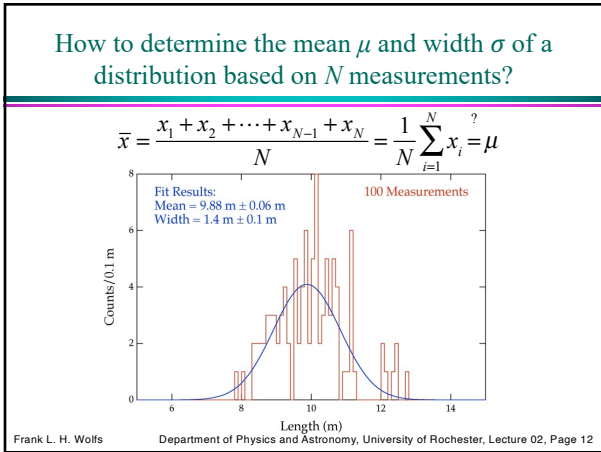
9



10

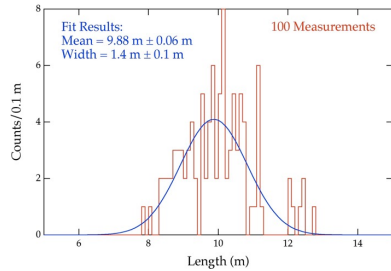


11



12

How to determine the mean μ and width σ of a distribution based on N measurements?



The “standard deviation” is a measure of the error in each of the N measurements:

$$\sigma = \sqrt{\frac{\sum_{i=1}^N (x_i - \mu)^2}{N}}$$

Frank L. H. Wolfs Department of Physics and Astronomy, University of Rochester, Lecture 02, Page 13

13

How to determine the mean μ and width σ of a distribution based on N measurements?

- The standard deviation is equal to $\sigma = \sqrt{\frac{\sum_{i=1}^N (x_i - \mu)^2}{N}}$
- But μ is unknown. So we will use the mean (which is your best estimate of μ). We also change the denominator to increase the error slightly due to using the mean.
- This is the form of the standard deviation you use in practice: $\sigma = \sqrt{\frac{\sum_{i=1}^N (x_i - \bar{x})^2}{N - 1}}$
- Note: This quantity cannot be determined from a single measurement.

Frank L. H. Wolfs Department of Physics and Astronomy, University of Rochester, Lecture 02, Page 14

14

What matters? The standard deviation or the error in the mean?

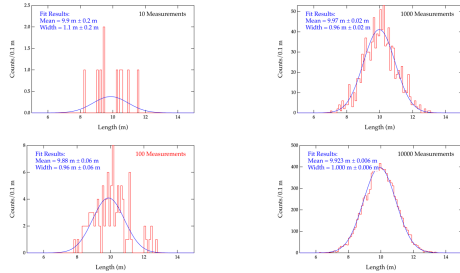
- The standard deviation is a measure of the error made in each individual measurement.
- Often you want to measure the mean and the error in the mean.
- Which should have a smaller error, an individual measurement or the mean?
- The answer the mean, if you do more than one measurement:

$$\sigma_m = \frac{\sigma}{\sqrt{N}}$$

Frank L. H. Wolfs Department of Physics and Astronomy, University of Rochester, Lecture 02, Page 15

15

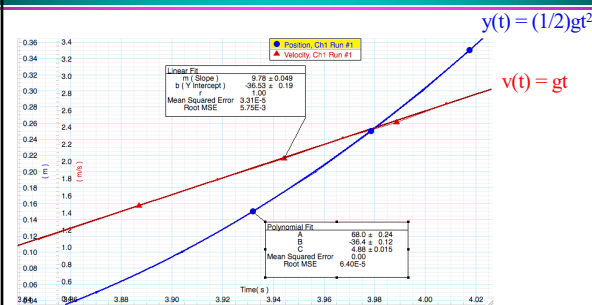
Increasing the number of measurement
decreases the uncertainty in the mean.



Frank L. H. Wolfs Department of Physics and Astronomy, University of Rochester, Lecture 02, Page 16

16

Applying this in our laboratory.
Laboratory 1: measuring g.



Frank L. H. Wolfs Department of Physics and Astronomy, University of Rochester, Lecture 02, Page 17

17

Applying this in our laboratory.
Laboratory 1: measuring g.

Student 1: 9.0 m/s^2
Student 2: 8.8 m/s^2
Student 3: 9.1 m/s^2
Student 4: 8.9 m/s^2
Student 5: 9.1 m/s^2

What is the best estimate of the
gravitational acceleration
measured by these students?

$$\bar{a} = \frac{9.0 + 8.8 + 9.1 + 8.9 + 9.1}{5} = 8.98 \frac{\text{m}}{\text{s}^2}$$

Frank L. H. Wolfs Department of Physics and Astronomy, University of Rochester, Lecture 02, Page 18

18

Applying this in our laboratory.
Laboratory 1: measuring g.

Student 1: 9.0 m/s²
Student 2: 8.8 m/s²
Student 3: 9.1 m/s²
Student 4: 8.9 m/s²
Student 5: 9.1 m/s²

What is the best estimate of the standard deviation of the gravitational acceleration measured by these students?

$$\sigma = \sqrt{\frac{(9.0-9.0)^2 + (8.8-9.0)^2 + (9.1-9.0)^2 + (8.9-9.0)^2 + (9.1-9.0)^2}{5-1}}$$

$$= 0.12 \frac{m}{s^2}$$

Frank L. H. Wolfs Department of Physics and Astronomy, University of Rochester, Lecture 02, Page 19

19

Applying this in our laboratory.
Laboratory 1: measuring g.

Student 1: 9.0 m/s²
Student 2: 8.8 m/s²
Student 3: 9.1 m/s²
Student 4: 8.9 m/s²
Student 5: 9.1 m/s²

$$\sigma_m = \frac{0.12}{\sqrt{5}} = 0.054 \frac{m}{s^2}$$

Note: this procedure is valid if you can assume that all your measurements have the same measurement error.

Final result: $g = 8.98 \pm 0.05 \text{ m/s}^2$. Does this agree with the accepted value of 9.8 m/s²?

Frank L. H. Wolfs Department of Physics and Astronomy, University of Rochester, Lecture 02, Page 20

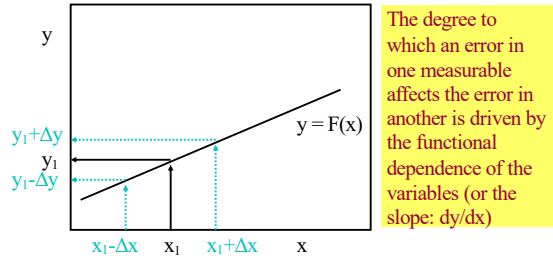
20

How does an error in one measurable affect the error in another measurable?

Frank L. H. Wolfs Department of Physics and Astronomy, University of Rochester, Lecture 02, Page 21

21

How does an error in one measurable affect the error in another measurable?



Frank L. H. Wolfs Department of Physics and Astronomy, University of Rochester, Lecture 02, Page 22

22

How does an error in one measurable affect the error in another measurable?

- But most physical relationships involve multiple measurables!

$$x = x_o + v_o t + \frac{1}{2} a t^2$$

$$F = Ma$$

$$P = Mv$$

- We must take into account the dependence of the parameter of interest, f , on each of the contributing quantities, x, y, z, \dots : $f = F(x, y, z, \dots)$

Frank L. H. Wolfs Department of Physics and Astronomy, University of Rochester, Lecture 02, Page 23

23

Error propagation. Partial derivatives.

- The partial derivative with respect to a certain variable is the ordinary derivative of the function with respect to that variable where all the other variables are treated as constants.

$$\left. \frac{\partial F(x, y, z, \dots)}{\partial x} = \frac{dF(x, y, z, \dots)}{dx} \right]_{y, z, \dots \text{const}}$$

Frank L. H. Wolfs Department of Physics and Astronomy, University of Rochester, Lecture 02, Page 24

24

Error propagation.
Partial derivatives: an example.

$$F(x, y, z) = x^2 y z^3$$

$$\frac{\partial F}{\partial x} = 2xy z^3$$

$$\frac{\partial F}{\partial y} = x^2 z^3$$

$$\frac{\partial F}{\partial z} = x^2 y 3z^2$$

Frank L. H. Wolfs

Department of Physics and Astronomy, University of Rochester, Lecture 02, Page 25

25

Error propagation.
The formula!

- Consider that a parameter of interest $f = F(x, y, z, \dots)$ depends on the measured parameters x, y, z, \dots
- The error in f , σ_f , depends on the function F , the measured parameters x, y, z, \dots , and their errors, $\sigma_x, \sigma_y, \sigma_z, \dots$, and can be calculated using the following formula:

$$\sigma_f = \sqrt{\left(\frac{\partial F}{\partial x}\right)^2 \sigma_x^2 + \left(\frac{\partial F}{\partial y}\right)^2 \sigma_y^2 + \left(\frac{\partial F}{\partial z}\right)^2 \sigma_z^2 + \dots}$$

Frank L. H. Wolfs

Department of Physics and Astronomy, University of Rochester, Lecture 02, Page 26

26

The formula for error propagation.
An example.

A pitcher throws a baseball a distance of 30 ± 0.5 m at 40 ± 3 m/s (~90 mph). From this data, calculate the time of flight of the baseball.

$$t = \frac{d}{v}$$

$$\frac{\partial F}{\partial d} = \frac{1}{v}$$

$$\frac{\partial F}{\partial v} = -\frac{d}{v^2}$$

$$\sigma_t = \sqrt{\left(\frac{1}{v}\right)^2 \sigma_d^2 + \left(-\frac{d}{v^2}\right)^2 \sigma_v^2}$$

$$= \sqrt{\left(\frac{0.5}{40}\right)^2 + \left(\frac{30}{40^2}\right)^2 3^2} = 0.058 \Rightarrow$$

$$t = 0.75 \pm 0.06 \text{ s}$$

Frank L. H. Wolfs

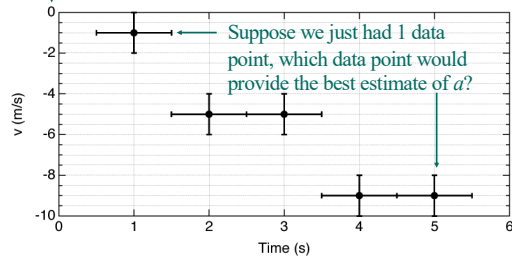
Department of Physics and Astronomy, University of Rochester, Lecture 02, Page 27

27

Another example of error propagation.

If $t = 0$, $v = 0$.

$v = at$: determine a and its error.

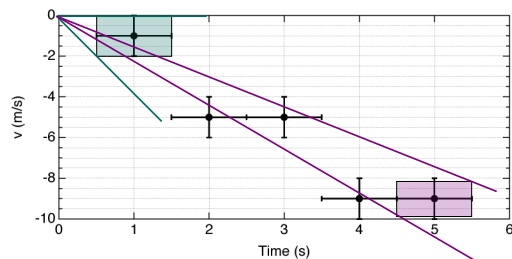


Frank L. H. Wolfs Department of Physics and Astronomy, University of Rochester, Lecture 02, Page 28

28

Another example of error propagation.

$v = at$: determine a and its error.



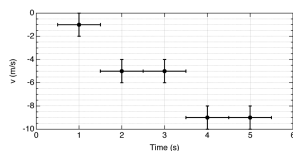
Frank L. H. Wolfs Department of Physics and Astronomy, University of Rochester, Lecture 02, Page 29

29

Another example of error propagation.

- For each data point we can determine $a (= v/t)$ and its error:

$$\sigma_a = \sqrt{\left(\frac{1}{t}\sigma_v\right)^2 + \left(\frac{v}{t^2}\sigma_t\right)^2} = \frac{v}{t} \sqrt{\left(\frac{\sigma_v}{v}\right)^2 + \left(\frac{\sigma_t}{t}\right)^2}$$



- We see that the error in a is different for different points. Simple averaging will not be the proper way to determine a and its error.

Frank L. H. Wolfs Department of Physics and Astronomy, University of Rochester, Lecture 02, Page 30

30

The weighted mean.

- When the data have different errors, we need to use the weighted mean to estimate the mean value.
- This procedure requires you to assign a weight to each data point:

$$w_i = \frac{1}{\sigma_i^2}$$

- Note: when the error decreases the weight increases.
- The weighted mean and its error are defined as:

$$\bar{y} = \frac{\sum_{i=1}^N w_i y_i}{\sum_{i=1}^N w_i} \quad \sigma_y = \sqrt{\frac{1}{\sum_{i=1}^N w_i}}$$

Frank L. H. Wolfs

Department of Physics and Astronomy, University of Rochester, Lecture 02, Page 31

31

This is the start of your learning curve on how to deal with experimental errors.

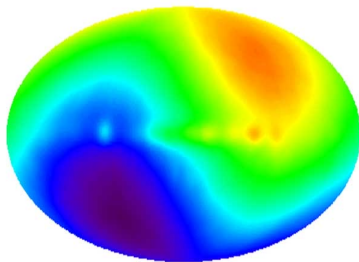
- Certainly there is a lot more about statistical treatment of data than we can cover in part of one lecture.
- A true understanding comes with practice, and this is what you will do in the laboratory (and on WeBWorK set 1). Good luck!
- More details can be found in our "Data Reduction and Error Analysis" book: Chapter 1 (Uncertainties in Measurements) and Chapter 3 (Error Analysis). The terminology used in fitting data is explained in detail in several Chapters in this book.

Frank L. H. Wolfs

Department of Physics and Astronomy, University of Rochester, Lecture 02, Page 32

32

We are done for today!
Please review Chapter 1 before the next class.



CMBR Dipole: Speeding Through the Universe
Credit: DMR, COBE, NASA, Four-Year Sky Map

Frank L. H. Wolfs

Department of Physics and Astronomy, University of Rochester, Lecture 02, Page 33

33