

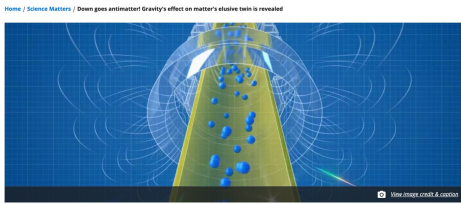
Physics 141. Lecture 8.



Frank L. H. Wolfs Department of Physics and Astronomy, University of Rochester, Lecture 08, Page 1

1

Down goes antimatter! Gravity's effect on matter's elusive twin is revealed



Down goes antimatter! Gravity's effect on matter's elusive twin is revealed

Share



https://www.newscientist.com/science-matters/down-goes-antimatter-gravity-effect-matters?utm_medium=email&utm_source=opdelivery
Frank L. H. Wolfs Department of Physics and Astronomy, University of Rochester, Lecture 08, Page 2

2

Outline.

- Course information:
 - Homework set 3
 - Lab 2
 - Exams
- Discussion of Chapter 5.
 - Important forces (e.g. friction, buoyant force).
- Start our discussion of Chapter 6: The energy principle.
 - Definition of the energy principle (aka the work-energy theorem).
 - Definition of Work.
 - Conservation of Energy.

Frank L. H. Wolfs Department of Physics and Astronomy, University of Rochester, Lecture 08, Page 3

3

Course Information. Homework and Labs.

- Homework set # 3 is due on Friday morning 9/29 at 12 pm. The written solutions must be put in the homework locker for the Physics 141 workshops (the lockers are located opposite of B&L 106).
- Lab # 2 was carried out on Monday 9/25. The lab TIs will have lab office hours on Monday 10/2. The lab TA will email you your graded lab report by Sunday night so that you can take his comments into consideration while writing lab report # 2. This lab report will be due on Wednesday 10/4 at 12 pm (noon). Lab # 3 will take place on Monday October 9.

Frank L. H. Wolfs Department of Physics and Astronomy, University of Rochester, Lecture 08, Page 4

4

Course Information. Exams.

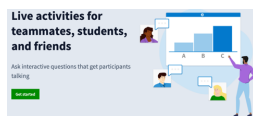
- You should have received Exam 1 during your recitation.
 - Compare the score you received on each question with the score reported in the email you received on Monday.
- The solutions to Exam 1 are now available on our website.
 - Compare your solutions to the posted solutions.
- Exam 2 is scheduled in 4 weeks (Tuesday October 24).
 - Exam 2 will cover chapters 4 to 7.
 - The format of Exam 2 will be similar to the format of Exam 1.
 - Make sure you learn from the mistakes you made on Exam 1.

Frank L. H. Wolfs Department of Physics and Astronomy, University of Rochester, Lecture 08, Page 5

5

Quiz lecture 08. [PollEv.com/frankwolfs050](https://pollEv.com/frankwolfs050)

- The quiz today will have four questions: for two questions any answer is correct. Two additional questions are conceptual questions and are not part of your quiz grade.
- I will collect your answers electronically using the Poll Everywhere system.
- The answers for each question will be entered in sequence (first 30 s for question 1, followed by 30 s for question 2, etc.).



Frank L. H. Wolfs Department of Physics and Astronomy, University of Rochester, Lecture 08, Page 6

6

Force and motion.

- The momentum principle can be used in two different ways:
 - If you know the forces (F), you can use the momentum principle to predict the evolution of the motion ($dp = Fdt$).
 - If you know the motion (dp), you can determine the properties of the unknown forces ($F = dp/dt$).
- The observation that an object does not carry out an acceleration in for example the vertical direction does not imply that there are no forces acting in the vertical direction. It only implies that the sum of all the forces in this direction is zero. Such observations may lead to the identification of previously unknown forces (such as the normal force N).

Frank L. H. Wolfs Department of Physics and Astronomy, University of Rochester, Lecture 08, Page 7

7

Force and motion.

- Many other forces are frequently not included in our calculations since they may have no effect or only a very small effect on the motion.
- A good example is the force on an object due to the air molecules that surround it.
 - When the air molecules collide with this object, they change their direction and thus exert a force ($F = dp/dt$).
 - Since there are many air molecules, the force exerted by these molecules may be large (it will in general be directed in a direction perpendicular to the surface, pointing inwards).
 - The force exerted by the air on a surface determines the air pressure P : $P = F/A$.
 - Since the forces on different parts of the object will point in different directions, the net force acting on the object will be zero (or close to zero). But air density variations may lead to a non-zero net force.

Frank L. H. Wolfs Department of Physics and Astronomy, University of Rochester, Lecture 08, Page 8

8

Force and motion.

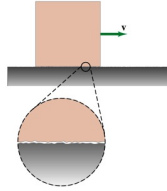
- The force exerted by each molecule depends on its velocity (and thus on the temperature).
- The force exerted on a surface area A depends on the force exerted by each molecule and on the total number of molecules.
- Since the density of air increases with decreasing altitude, there is going to be net upward force acting on each object immersed in the air (the density at the bottom of the object is slightly larger than the density at the top of the object).
- The net force due to variations in density is the **Buoyant Force**.
- The effect of density variations is more apparent in liquids, since the density of liquids is much higher than the density of air.

Frank L. H. Wolfs Department of Physics and Astronomy, University of Rochester, Lecture 08, Page 9

9

The friction force. The force that opposes motion.

- A block on a table may not start to move when we apply a small force to it.
- This means that there is no net force in the horizontal direction, and that the applied force is balanced by another force.
- This other force must change its magnitude and direction based on the direction and magnitude applied force.
- If the applied force is large enough, the block will start to move and accelerate.

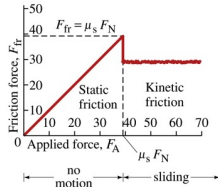


Frank L. H. Wolfs Department of Physics and Astronomy, University of Rochester, Lecture 08, Page 10

10

The friction force. The force that opposes motion.

- Based on these observations we can conclude :
 - There are two different friction forces: the static friction force (no motion) and the kinetic friction force (motion).
 - The static friction force increases with the applied force but has a maximum value.
 - The kinetic friction force is independent of the applied force, and has a magnitude that is less than the maximum static friction force.

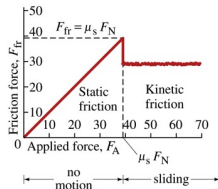


Frank L. H. Wolfs Department of Physics and Astronomy, University of Rochester, Lecture 08, Page 11

11

Friction and braking

- Consider how you stop in your car:
 - The contact force between the tires and the road is the static friction force (for most normal drivers). It is this force that provides the acceleration required to reduce the speed of your car.
 - The maximum static friction force is larger than the kinetic friction force. As a result, you are **much** more effective stopping your car when you can use static friction instead of kinetic friction (e.g. when your wheels lock up).

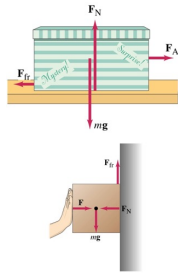


Frank L. H. Wolfs Department of Physics and Astronomy, University of Rochester, Lecture 08, Page 12

12

Friction and normal forces.

- The maximum static friction force and the kinetic friction force are proportional to the normal force.
- Changes in the normal force will thus result in changes in the friction forces.
- NOTES:**
 - The normal force will be always perpendicular to the surface.
 - The friction force will be always opposite to the direction of (potential) motion.
 - Static friction: $F_{fr} \leq \mu_s N$
 - Kinetic friction: $F_{fr} = \mu_k N$

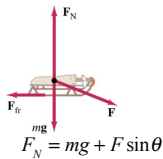


Frank L. H. Wolfs Department of Physics and Astronomy, University of Rochester, Lecture 08, Page 13

13

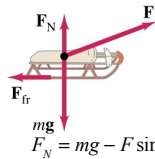
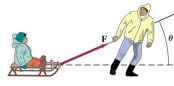
Pushing or pulling: a big difference.

More friction



$$F_N = mg + F \sin \theta$$

Less friction



$$F_N = mg - F \sin \theta$$

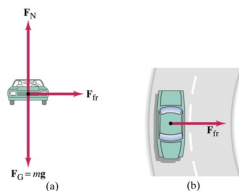
Frank L. H. Wolfs Department of Physics and Astronomy, University of Rochester, Lecture 08, Page 14

14

Using friction: making a turn.

- When you drive your car around a corner you carry out circular motion.
- In order to be able to carry out this type of motion, there must be a force present that provides the required acceleration towards the center of the circle.
- This required force is provided by the friction force between the tires and the road.
- But remember The friction force has a maximum value, and there is a maximum speed with which you can make the turn.

Required force = Mv^2/r .
If v increases, the friction force must increase and/or the radius must increase.

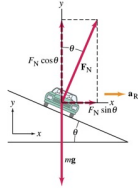


Frank L. H. Wolfs Department of Physics and Astronomy, University of Rochester, Lecture 08, Page 15

15

Using friction: making a turn.

- Unless a friction force is present you can not turn a corner unless the curve is banked.
- A curve that is banked changes the direction of the normal force.
- The normal force, which is perpendicular to the surface of the road, can provide the force required for circular motion.
- In this way, you can round the curve even when there is no friction but only if you drive with exactly the right speed (the posted speed).



Frank L. H. Wolfs Department of Physics and Astronomy, University of Rochester, Lecture 08, Page 16

16

Using friction: making a turn. The new Tappan Zee bridge.

- The old bridge did not have banked curves on either end.
- The old bridge had double the accident rate compared to any other stretch of the New York State Thruway.
- The new bridge has banked curves on the last 1/2 mile on either side of the bridge.

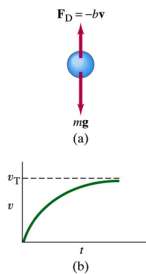


Frank L. H. Wolfs Department of Physics and Astronomy, University of Rochester, Lecture 08, Page 17

17

Air “friction” or drag


- Objects that move through the air also experience a “friction” type force.
- The drag force has the following properties:
 - It is proportional to the cross-sectional area of the object.
 - It is proportional to the velocity of the object.
 - It is directed in a direction opposite to the direction of motion.
- The drag force is responsible for the object reaching a terminal velocity (when the drag force balances the gravitational force).



Frank L. H. Wolfs Department of Physics and Astronomy, University of Rochester, Lecture 08, Page 18

18

Terminal Velocity:
This is not the proper definition!



Frank L. H. Wolfs Department of Physics and Astronomy, University of Rochester, Lecture 08, Page 19

19

Terminal air “friction” or drag.

- The science of falling cats is called feline pesematology.
- This area of science uses the data from falling cats in Manhattan to study the correlation between injuries and height.
- The data show that the survival rate is doubling as the height increases (effects of terminal velocity). E.g. only 5% of the cats who fell seven to thirty-two stories died, while 10% of the cats died who fell from two to six stories.



Frank L. H. Wolfs Department of Physics and Astronomy, University of Rochester, Lecture 08, Page 20

20

End of the discussion of Chapter 5.

- After our intermission we will start with Chapter 6 where conservation of energy is introduced.

Frank L. H. Wolfs Department of Physics and Astronomy, University of Rochester, Lecture 08, Page 21

21

2 Minute 54 Second Intermission



• Since paying attention for 1 hour and 15 minutes is hard when the topic is physics, let's take a 2 minute 54 second intermission.

- You can:
 - Stretch out.
 - Talk to your neighbors.
 - Ask me a quick question.
 - Enjoy the fantastic music.
 - Go asleep, as long as you wake up in 2 minutes and 54 seconds.



22

Start of Chapter 6.

- In Chapter 6 we will discuss one of the most important conservation laws in physics: **conservation of energy**.
- Applying conservation of energy in general will simplify the way in which we can make predictions about the evolution or the dynamics of a system of particles.
- In many cases, the evolution can be determined by either using the equations of motion or by applying conservation of energy. The greatest difficulty is often to determine which approach to apply.

23

The energy principle.

- The energy principle states that the change in energy of a system (ΔE_{system}) is equal to the work done by the surroundings (W_{surr}) and the energy flow (Q) between the system and surroundings due to a difference in temperature:

$$\Delta E_{\text{system}} = W_{\text{surr}} + Q$$

- The energy principle is a fundamental principle:
 - It applies to every possible system (from very small sized to very large sizes).
 - It holds for any kind of interaction.
 - It relates an effect (the change in energy) to a cause (an interaction between a system and its surroundings).
- The validity of the principle has been verified in many different experiments.

24

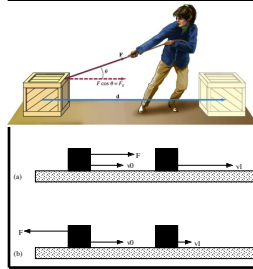
But what is work and what is energy?

- When a force F is applied to an object, it may produce a displacement d .
- The work W done by the force F is defined as

$$W = \vec{F} \cdot \vec{d} = Fd \cos \theta$$

where θ is the angle between the force F and the displacement d .

- The work done by the force F is zero if:
 - $d = 0$ m (no displacement).
 - $\theta = 90^\circ$ (force perpendicular to the displacement).



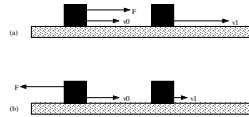
Frank L. H. Wolfs Department of Physics and Astronomy, University of Rochester, Lecture 08, Page 25

25

Work. Positive, zero, or negative.

- Work done by a force can be positive, zero, or negative, depending on the angle θ :

- If $0^\circ \leq \theta < 90^\circ$ (scalar product between F and $d > 0$) the speed of the object will increase.
- $\theta = 90^\circ$ (scalar product between F and $d = 0$) the speed of the object will not change.
- If $90^\circ < \theta \leq 180^\circ$ (scalar product between F and $d < 0$) the speed of the object will decrease.

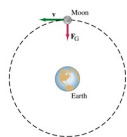


Frank L. H. Wolfs Department of Physics and Astronomy, University of Rochester, Lecture 08, Page 26

26

Work: units.

- The unit of work is the Joule (abbreviated J).
- Per definition, $1 \text{ J} = 1 \text{ Nm} = 1 \text{ kg m}^2/\text{s}^2$.
- There are many important examples of forces that do not do any work. For example, the gravitational force between the earth and the moon does not do any work! Note: in this case, the speed of the moon does not change.




Frank L. H. Wolfs Department of Physics and Astronomy, University of Rochester, Lecture 08, Page 27

27

Power.

- In many cases, the work done by a tool is less important than the rate with which the work can be done.
- For example, explosive devices get their properties from being able to do a lot of work over a very short period in time. The same amount of work done over a longer period of time might not lead to destruction.



Frank L. H. Wolfs Department of Physics and Astronomy, University of Rochester, Lecture 08, Page 28

28

Power: units.


- Power is defined as work per unit time:

$$P = \frac{dW}{dt}$$

- The unit of power is the Watt, abbreviated by a W.
- Per definition:

$$1 \text{ W} = 1 \text{ J/s} = 1 \text{ kg m}^2/\text{s}^3$$

- The power you consume at home is often expressed in terms of kWh, which is the use of 1 kW of power for 1 hour.

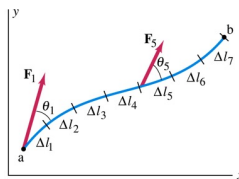


Frank L. H. Wolfs Department of Physics and Astronomy, University of Rochester, Lecture 08, Page 29

29

Work done by a varying force.

- In most realistic cases, we need to consider the work done when the force is varying (both in magnitude and direction) as function of time and/or position.
- In this case, we can still use the same approach as we just discussed by breaking up the motion into small intervals such that the path is linear and the force is constant during the intervals considered.



Frank L. H. Wolfs Department of Physics and Astronomy, University of Rochester, Lecture 08, Page 30

30
