

Physics 141.
Lecture 5.



Images from Hubble:
Neptune's dynamic
atmosphere and its
satellites.

<http://hubblesite.org/newscenter/newsdesk/archive/releases/2005/22/video/a>

Frank L. H. Wolfs Department of Physics and Astronomy, University of Rochester, Lecture 05, Page 1

1

Physics 141.
Topics for today.

- Homework:
 - The solutions to homework set # 1 are available today on the WEB (see previous email for details about how to access this password protected areas).
- Laboratory # 1: now what?
- Exam # 1.
- A quick quiz.
- Chapter 3: the gravitational force.

Frank L. H. Wolfs Department of Physics and Astronomy, University of Rochester, Lecture 05, Page 2

2

Physics 141.
Course Information.

- Laboratories:
 - The laboratories are a required component of the course.
 - Lab # 1 took place this week in B&L 407. This lab focused on the measurement of the gravitational acceleration using two different techniques.
 - The Capstone software is available for data analysis. Use the links on our website to access the installers for MAC and Windows, and the details provided in an email to the list for the username and password.
 - B&L 407 will be open next week during regular lab hours if you need to redo part of a measurement or if you need help with data analysis and/or interpretation. One lab TI will be present at all times.
 - Lab reports are due next week on Friday at 12.00 pm. This lab report should include a detailed error analysis:
 - Never reject data because they do not match your expectations.
 - Determine whether you need to use normal or weighted averages when you want to combine several data sets.
 - Your lab report will not be better the closer your results match the known value of the gravitational acceleration.
 - Lab reports must be uploaded in pdf format to BOX:

Frank L. H. Wolfs Department of Physics and Astronomy, University of Rochester, Lecture 05, Page 3

3

Physics 141. Course Information.

- Lab reports must be uploaded in pdf format to BOX:

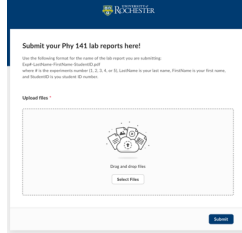
- <https://rochester.app.box.com/f/6fd63b42cda949f2ae16bee953fe52d6>

- Use the following format for the name of the lab report you are submitting:

Exp#-LN-FM-StudentID.pdf

where # is the experiment number (1, 2, 3, 4, or 5), LN is your last name, FN is your first name, and StudentID is your student ID number.

- Note: this information and the link are also available on the course information page.



Frank L. H. Wolfs Department of Physics and Astronomy, University of Rochester, Lecture 05, Page 4

4

Physics 141. Course Information.

- Homework set # 2 is due on Friday 9/15 at noon.
- Homework set # 3 is due on Friday 9/29 at noon.
- Midterm Exam # 1 will take place on Thursday 9/21 between 8.00 am and 9.20 am in Hoyt. It will cover the material covered in Chapters 1 – 3 and error analysis.
- We will have a lecture on 9/21 at 9.40 am.
- Notes:
 - The focus of recitations next week will be exam # 1. Come prepared with all your questions.
 - There will be a review next week on Tuesday during our lecture period of the material covered on exam # 1.
 - My office hours on 9/21 will be moved to 9/19 (same time and place).
 - There will be no office hours on Thursday and Friday.

Frank L. H. Wolfs Department of Physics and Astronomy, University of Rochester, Lecture 05, Page 5

5

Useful Information for Exam # 1.

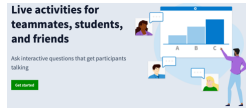


Frank L. H. Wolfs Department of Physics and Astronomy, University of Rochester, Lecture 05, Page 6

6

Quiz lecture 05.
[PollEv.com/frankwolfs050](https://www.pollEv.com/frankwolfs050)


- The quiz today will have four questions.
- I will collect your answers electronically using the Poll Everywhere system.
- The answers for each question will be entered in sequence (first 30 s for question 1, followed by 30 s for question 2, etc.).



7

Applying the momentum principle.

- In order to apply the momentum principle we need to know the details of interaction (magnitude and direction).
- In many interesting applications, we know the interaction because its properties have been studied in detail in the laboratory.
- A good example is the gravitational force. The general form of the gravitational force was proposed by Newton and sensitive experiments, such as the Cavendish experiment, can be used to measure the gravitational constant G .



[www.physicscurriculum.com/ Photos/Meech1.JPG](http://www.physicscurriculum.com/Photos/Meech1.JPG)

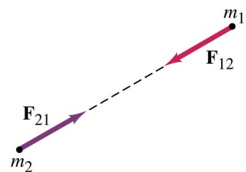
8

The gravitational force.

- The gravitational force is given by the following relation:

$$\vec{F}_{\text{grav}} = G \frac{m_1 m_2}{r_{12}^2} \hat{r}$$

- The constant G is the gravitational constant which is measured to be $6.67 \times 10^{-11} \text{ N m}^2/\text{kg}^2$.
- Note: the gravitational force does not depend on the momentum of the particles.

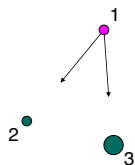


9

Applying the superposition principle.

If several forces are acting on our object, we can use the **Superposition Principle** to determine the net force acting on our object:

The net force on an object is the vector sum of the individual force acting on it by other object. Each individual interaction is unaffected by the presence of other interacting objects.

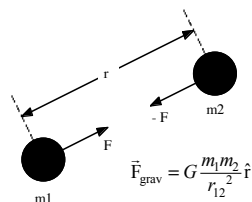


Frank L. H. Wolfs Department of Physics and Astronomy, University of Rochester, Lecture 05, Page 10

10

The shell theorem.

- The gravitational force law is only valid if the masses involved are point masses (mass located at a single point).
- In reality we always are dealing with objects that are not point-like objects, but have their mass distributed over a non-zero volume.
- Using the principle of superposition you can show that the gravitational force exerted by or on a uniform sphere acts as if all the mass of the sphere is concentrated at its center.

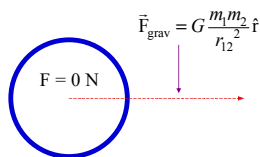


Frank L. H. Wolfs Department of Physics and Astronomy, University of Rochester, Lecture 05, Page 11

11

The shell theorem.

- Consider a shell of material of mass m_1 and radius R .
- In the region outside the shell, the gravitational force on a point mass m_2 will be identical to what it would have been if all the mass of the shell was located at its center.
- In the region inside the shell, the gravitational force on a point mass m_2 is equal to 0 N (**everywhere**).

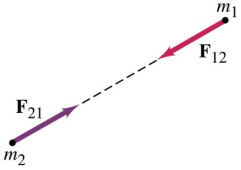


Frank L. H. Wolfs Department of Physics and Astronomy, University of Rochester, Lecture 05, Page 12

12

Implications of Newton's third law.

- The magnitude of the change in the linear momentum of mass m_1 is thus the same as the magnitude of the change in the linear momentum of mass m_2 .
- But the change in the magnitude of the velocity of the two masses may be very different. For example in the non-relativistic limit we expect that:

$$|\Delta \vec{v}_1| = \frac{m_2}{m_1} |\Delta \vec{v}_2|$$


Frank L. H. Wolfs Department of Physics and Astronomy, University of Rochester, Lecture 05, Page 16

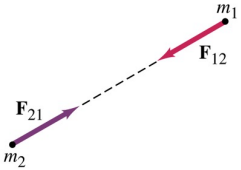
16

Implications of Newton's third law.

- If we consider the two masses together, the net force is zero.
- The momentum principle thus implies that there is no change in the linear momentum of the system.

$$\Delta \vec{p} = \vec{F}_{net} \Delta t$$


- Linear momentum is thus conserved if no external forces act on the system.
- Note: this applies to all possible forces (not just gravitational).




Frank L. H. Wolfs Department of Physics and Astronomy, University of Rochester, Lecture 05, Page 17

17

2 Minute 39 Second Intermission



- Since paying attention for 1 hour and 15 minutes is hard when the topic is physics, let's take a 2 minute 39 second intermission.
- You can:
 - Stretch out.
 - Talk to your neighbors.
 - Ask me a quick question.
 - Enjoy the fantastic music.
 - Go asleep, as long as you wake up in 2 minutes and 39 seconds.



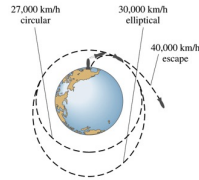
Frank L. H. Wolfs Department of Physics and Astronomy, University of Rochester, Lecture 05, Page 18

18

Orbital motion.

- Consider an object of mass m moving in a circular orbit of radius r around the earth.
- In order for this motion to be possible, a net force must be acting on this object with a magnitude of mv^2/r , directed towards the center of the earth.
- The only force that acts in this direction is the gravitational force and we must thus require that

$$G \frac{mM_{\text{earth}}}{r^2} = \frac{mv^2}{r} \quad \text{or} \quad v^2 = G \frac{M_{\text{earth}}}{r}$$



Frank L. H. Wolfs Department of Physics and Astronomy, University of Rochester, Lecture 05, Page 19

19

Orbital motion.

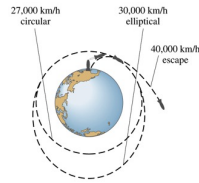
- The orbital velocity is related to the period of motion:

$$v = \frac{2\pi r}{T}$$

and the relation between v and r can be rewritten as a relation between T and r :

$$r^3 = G \frac{M_{\text{earth}}}{4\pi^2} T^2$$

- This relation shows that based on the orbital properties of the moon we can determine the mass of the earth.



Frank L. H. Wolfs Department of Physics and Astronomy, University of Rochester, Lecture 05, Page 20

20

Orbital motion.

- The relation between orbit size and period can also be applied to our solar system and be used to determine the mass of the sun:

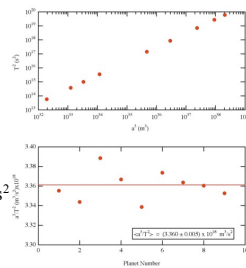
$$r^3 = G \frac{M_{\text{sun}}}{4\pi^2} T^2$$

- Using the orbital information of the planets in our solar system we find that

$$G \frac{M_{\text{sun}}}{4\pi^2} = (3.360 \pm 0.005) \times 10^{18} \text{ m}^3/\text{s}^2$$

or

$$M_{\text{sun}} = (1.989 \pm 0.003) \times 10^{30} \text{ kg}$$



Frank L. H. Wolfs Department of Physics and Astronomy, University of Rochester, Lecture 05, Page 21

21

Numerical studies.

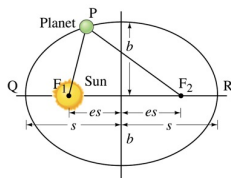
- The properties of the circular orbit just discussed can be determined analytically.
- In order for a planet to carry out such a circular orbit, its velocity and position must be exactly right. Any small deviation from these perfect conditions will produce an elliptical orbit.
- The properties of these elliptical orbits are best studied numerically using tools such as VPython.

Frank L. H. Wolfs Department of Physics and Astronomy, University of Rochester, Lecture 05, Page 22

22

Planetary motion: Orbital shapes.

- Stable planetary motion does not require a perfect circular orbit.
- The shape of the orbit of a planet is described by an ellipse (note: a circle is a special type of ellipse). The ellipse is determined by specifying its semimajor axis s and its semiminor axis b .
- The foci of an ellipse are special points for which the sum of the distance F_1 to P and the distance F_2 to P is the same for every point on the ellipse.

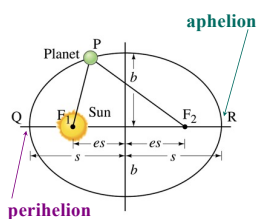


Frank L. H. Wolfs Department of Physics and Astronomy, University of Rochester, Lecture 05, Page 23

23

Planetary motion: Kepler's first law.

- Note: for a circle $s = b$ and $F_1 = F_2$.
- The sun is located at one focus on the ellipse.
- The eccentricity e of the ellipse is defined such that es is the distance from the center of the ellipse to either focus. Note: for a circle $e = 0$.
- The properties of the shape of the orbit of the planets and the location of the sun are part of what we call **Kepler's First Law**.



Frank L. H. Wolfs Department of Physics and Astronomy, University of Rochester, Lecture 05, Page 24

24

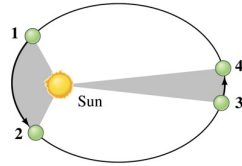
Kepler's second law.

- Kepler's Second Law states:

"Each planet moves so that an imaginary line drawn from the Sun to the planet sweeps out equal areas in equal periods of time."

- Important consequences of Kepler's Second Law:

- The velocity of the planet will increase the closer the planet is to the Sun (e.g. $v_{12} > v_{34}$).
- The details of the orbit provide information about the mass of the sun.

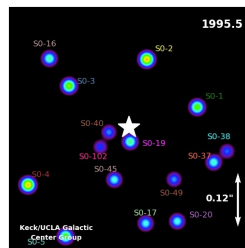


Frank L. H. Wolfs Department of Physics and Astronomy, University of Rochester, Lecture 05, Page 25

25

Kepler's second law.

- Kepler's Second Law can also be used to describe the motion of stars around black holes.
- The study of the motion of the nearby stars can be used to determine the mass of the black hole.
- A good example is the determination of the mass of the black hole at the center of our galaxy. Based on the motion of the star S2 we have determined that the mass of the black hole is 2,600,000 times the mass of the sun.



<https://galacticcenter.astro.ucla.edu/animation.html>

Frank L. H. Wolfs Department of Physics and Astronomy, University of Rochester, Lecture 05, Page 26

26

Mass and weight. Two very different parameters.

- Before continuing, I want to make sure we do not confuse mass and weight:
 - **Mass** is an intrinsic property of an object. When we specify the mass of an object we will always specify its mass when it is at rest. We know that the apparent mass of the object is velocity dependent (although this will only be noticeable at velocities close to the speed of light) and the apparent mass is thus not an intrinsic property of this object. The unit of mass is the kilogram (kg).
 - The **weight** of an object is a measure of the gravitational force acting on it. It is thus dependent on its location (e.g. the weight of an object will be smaller on the surface of the moon compared to its weight on the surface of the earth). The unit of weight is the Newton (N).

Frank L. H. Wolfs Department of Physics and Astronomy, University of Rochester, Lecture 05, Page 27

27

Weightlessness. Do not get confused!

- One of the most confusing aspects of space travel is the concept of weightlessness. It appears as if the astronauts in the space station do not have any weight.
- Frequently people interpret this as implying the absence of the gravitational force.
- Certainly this can not be the case since the gravitational force scales as $1/r^2$ and is thus not that different from the force we feel on the surface of the earth.




Frank L. H. Wolfs Department of Physics and Astronomy, University of Rochester, Lecture 05, Page 28

28

Weightlessness. Do not get confused!

- We experience apparent weightlessness anytime we fall with the same acceleration as our surroundings.
- Consider a falling elevator. Every object in the elevator will fall with the same acceleration, and the elevator will not need to exert any additional forces, such as the normal force, on those inside it.
- It appears as if the objects in the elevator are weightless (in reality, they of course are not).

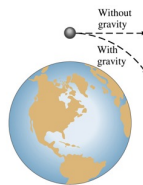


Frank L. H. Wolfs Department of Physics and Astronomy, University of Rochester, Lecture 05, Page 29

29

Weightlessness. Do not get confused!

- Weightlessness in space is based on the same principle:
 - Both astronaut and spaceship "fall" with the same acceleration towards the earth.
 - Since both the astronaut and the spaceship fall in the same way (gravitational acceleration only depends on the mass of the earth, not on the mass of the spaceship or the astronaut) the astronaut appears to be weightless.



Frank L. H. Wolfs Department of Physics and Astronomy, University of Rochester, Lecture 05, Page 30

30
